


SUPER COMPACT 8' x 7' Footprint

Powerful 41HP ■ 40 Taper ■ 30" x 20" VMC




Standard high-speed 15,000rpm spindle delivers unparalleled cutting performance on a wide range of materials.

- Stiff, Cast C-Frame Construction
- Heavy Duty Cross Roller Linear Guide Ways
- Highly Rigid, 15,000rpm High-Speed Spindle
- Convenient and Efficient Chip Discharge
- Feature Rich, High Speed Processing *Arumatik-Jr* Control




Kitamura Quality at an Extremely Affordable Price Point!


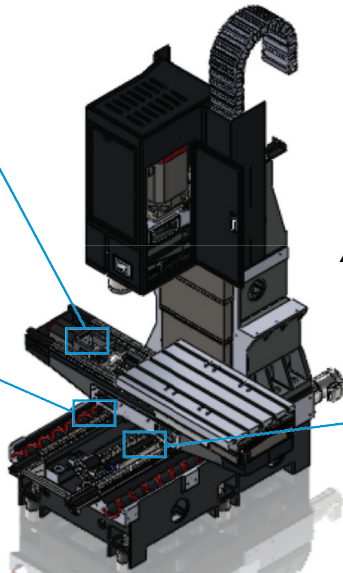
PRECISE ■ RELIABLE ■ DURABLE




KTR Rotex Coupling



THK Cross Roller Linear Guide Ways



Advanced Thermal Sensor System
Strategically placed sensors minimize thermal distortion for continued peak precision



Super "S" Nut



Quality Components Throughout - THK heavy duty cross linear guides, fine pitch ballscrews, high grade servo motors, feedback encoder and Kitamura's high precision assembly technology allows for the highest accuracy and smoothest possible motion on X, Y & Z axes. ±1 μm repeatability is achievable.

Flexible Configuration - Conveyor can be installed on Left or Right hand side of machine.

Arumatik®-Jr CNC Controller

The **Mycenter-3XV** is equipped with the latest, ultra-high speed, feature-packed Kitamura **Arumatik®-Jr** CNC Control, designed specifically for high quality machining with smoother finishes and faster performance.

Super Smooth Surface (SSS) control ensures high machining stability and quality resulting in optimum accuracy at higher feed rates, shortening machining time up to 30%. A variety of components such as complicated **medical** parts, **automotive** aluminum castings and tougher **aerospace** components can be machined consistently and in the shortest time possible.

Mycenter-3XV SPECIFICATIONS



Table

Table Size	500 x 860mm (19.7" x 33.9")
T-Slot (Width x Qty.)	18mm (0.71") x 5
Max. Table Load	800kg (1,760 lbs.)

Travels

X-Axis Travel	760mm (29.9")
Y-Axis Travel	510mm (20.1")
Z-Axis Travel	510mm (20.1")
Distance from Table Top to Spindle Nose	100 to 610mm (3.9" to 24.0")

Spindle

Spindle Taper	#40 NST
Spindle Speed	15,000min ⁻¹ Built-in
Spindle Motor	31kW (41HP) AC/2 min 25kW (33HP) AC/Cont.

Feed

Rapid Feed X,Y	52m/min (2,047ipm)
Rapid Feed Z	48m/min (1,890ipm)
Cutting Feed Rate X,Y	20m/min (787ipm)

ATC

Tool Storage Capacity	30 Tools - BT/CT 40
Tool Selection Method	Memory Random
Max. Tool Size (Dia. x L) With Adjacent Pots Empty	Ø75mm x 240mm (Ø3.0" x 9.4") Ø150mm x 240mm (Ø5.9" x 9.4")
Max. Tool Weight	7kg (15.4 lbs.)
Tool Change Time (T-T/C-C)	2.2 sec / 4.2 sec minimum

Machine Dimensions

Required Space (W x D)	2,389 x 2,245mm (94.1" x 88.4") - <i>Super Compact!</i>
------------------------	---

Specifications subject to change without notice.

Control Standard Features

- 675 Block Look-Ahead High-Speed, High-Accuracy Control
- Workpiece Coordinate System – 54 Sets
- Coordinate System Rotation
- Custom Macro Variables, 700 Pieces
- Inverse Time Feed
- Tool Offset Pairs 400 Pairs, 6 Digits
- 3-Dimensional Tool Radius Compensation
- High Speed Skip
- Thread Cutting
- Rigid Tapping
- Small Diameter Deep-Hole Drilling
- Deep-Hole Tapping Cycle
- Scaling
- Helical Interpolation
- Polar Coordinate Command
- Corner Chamfering / Corner Rounding

 **KITAMURA®**
Machining Challenges-Simplified®

Kitamura Machinery Co., Ltd. (Headquarters)
Kitamura Machinery of U.S.A., Inc. (Chicago)
Kitamura Machinery GmbH (Düsseldorf)

www.kitamura-machinery.co.jp
www.kitamura-machinery.com
www.kitamura-machinery.eu

TEL: (0766) 63-1100 FAX: (0766) 63-1128
TEL: (847) 520-7755 FAX: (847) 520-7763
TEL: (0211) 65-6077 FAX: (0211) 657-90128